

Product Image



Standard

Comply with ANSI/EIA RS-310-D, DIN41497 part 1, IEC297-2, DIN41494 part 7, GB/T3047.2-92 standard.

Feature

Elegant design with Tempered Glass Front door

Static load rating at 800kg

Exquisite design with precise dimensions and craftsmanship

Front Glass door with side perforation for enhanced ventilation

Various Doors & Panels options

Hassle Free Side-by-Side Baying feature

Modular Cable entrance removable plates for varies requirements

Loading Capacity

80KG

Cabinet Size

22U 600 X 800 MM

Cabinet details



Handle Lock




Fan group optional



Zinc plated mounting profile



Removable side panels (side lock optional)



Degree of Protection

IP20

Material

SPCC Cold Rolled Steel
Thickness: Mounting Profile 2.0mm, 19" Panel Mounting
1.5mm, Others 1.2mm

Surface Finish:

Powder coating

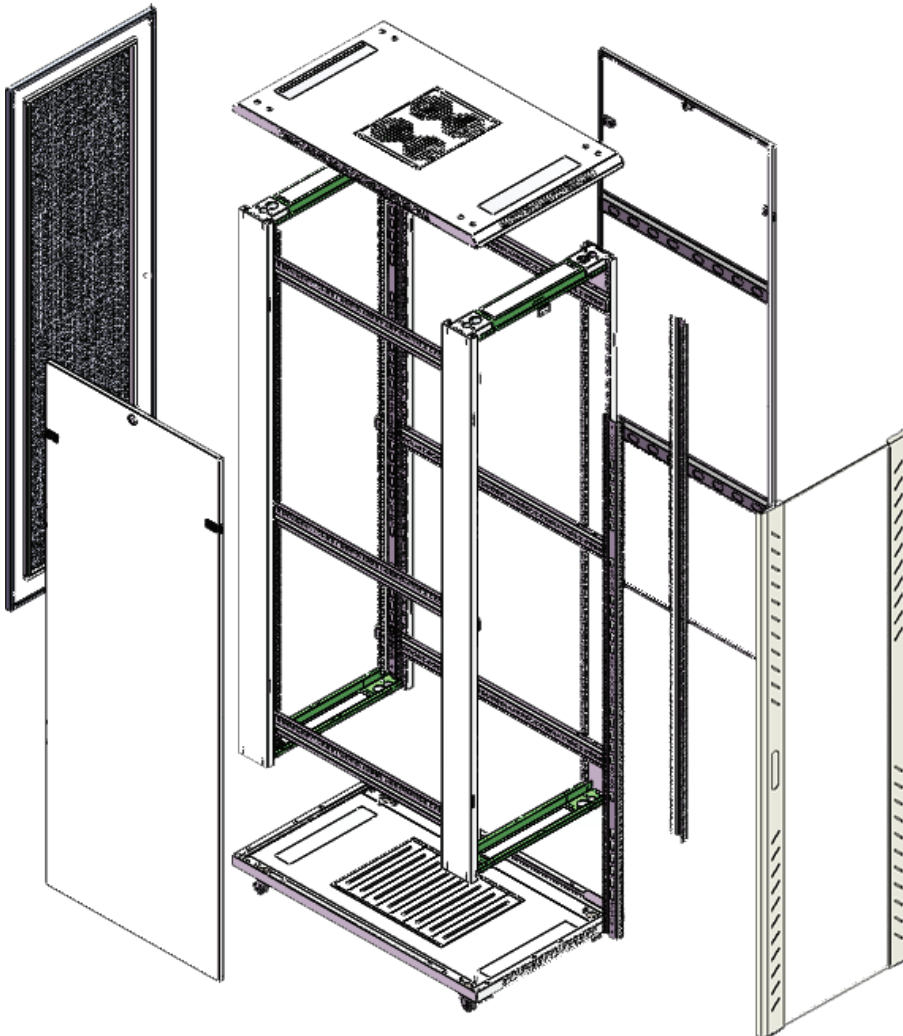



Cable entrance on rear panel



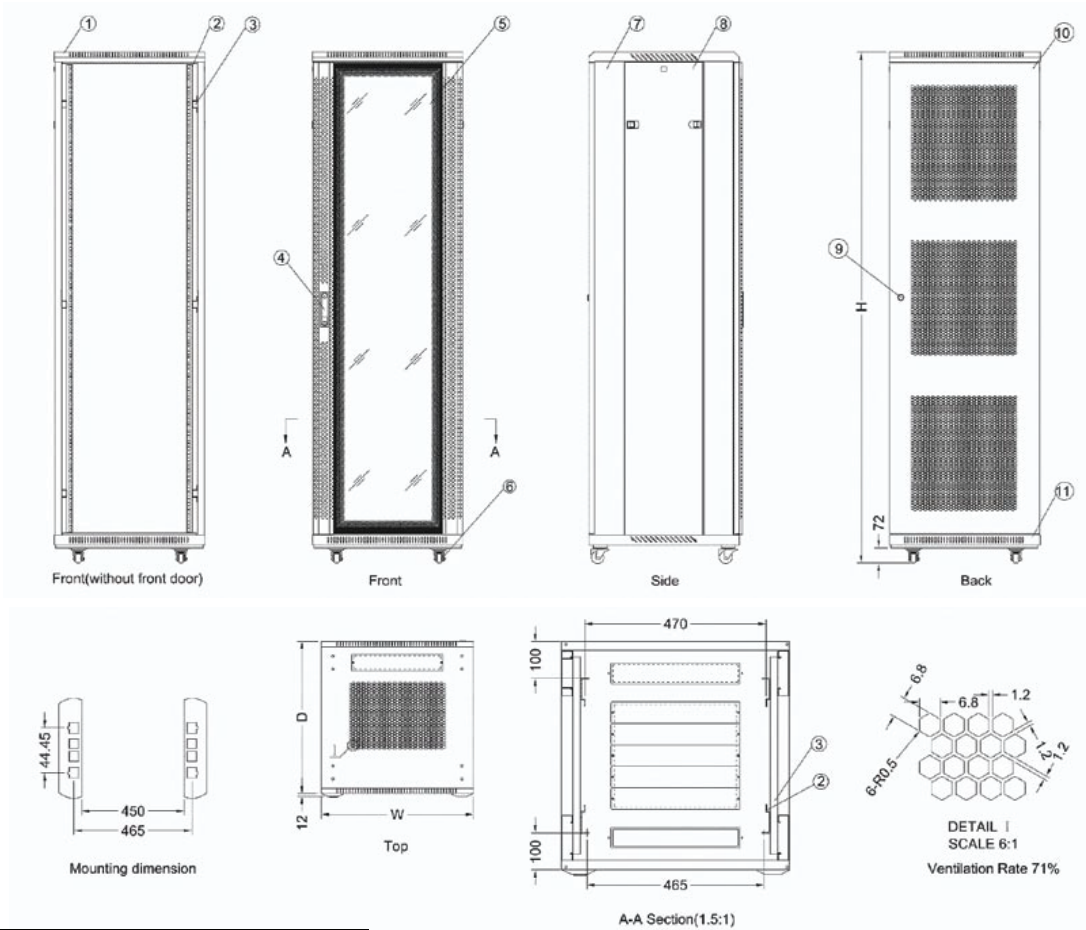
Ground wire optional panel

Exploded view of floor cabinet





Main dimension



Main parts

S/N	Specification	Quantity	Unit	Material	Surface Finish	Remark
1	Frame	2	Piece	SPCC cold rolled steel	Powder coated	
2	Side panel	2	Piece	SPCC cold rolled steel	Powder coated	
3	Top cover	1	Piece	SPCC cold rolled steel	Powder coated	
4	Bottom panel	1	Piece	SPCC cold rolled steel	Powder coated	
5	Mounting profile	4	Piece	SPCC cold rolled steel	Zinc plated	
6	Mounting rail	4/6	Piece	SPCC cold rolled steel	Powder coated	
7	Front door	1	Piece	5MM toughened glF1s door/SPCC	Powder coated	
8	Back door	1	Piece	Single open mesh vented door	Powder coated	
9	CF1tors	4	Piece			
10	Leveling feet	4	Piece			
11	Lock	2	Piece			with 2 keys
12	M6 Square nut	30	Piece	Steel	Color Zinc	
13	M6 B-head screw	30	Piece	Steel	Color Zinc	
14	Allen wrench	1	Piece	Steel	Color Zinc	