

Product Image



Standard

Comply with ANSI/EIA RS 310 D, DIN41497 part 1, IEC297 2, DIN41494 part 7, GBIT3047.2 92 standard.

Feature

19 inch width standard;

Removable Side Panels, side locks optional;

Knock off hole for entering cable on both top cover, bottom panel,real panel

Turning angle of front door is over 180 degrees

Easy mounting installation

HUnassembled package saving shipping space

fan,shelf,PDU are optional

Loading Capacity

800KG

Cabinet Size

42U 800 X 1000 MM


Cabinet details



Fixed glass by Screws
not by glue




Glass front door



Zinc plated mounting
profile



Removable side panels
(side lock optional)



Degree of Protection

IP20

Material

SPCC Cold Rolled Steel
Thickness:2.0mm
1.2mm 1.0mm

Surface Finish:

Powder coating

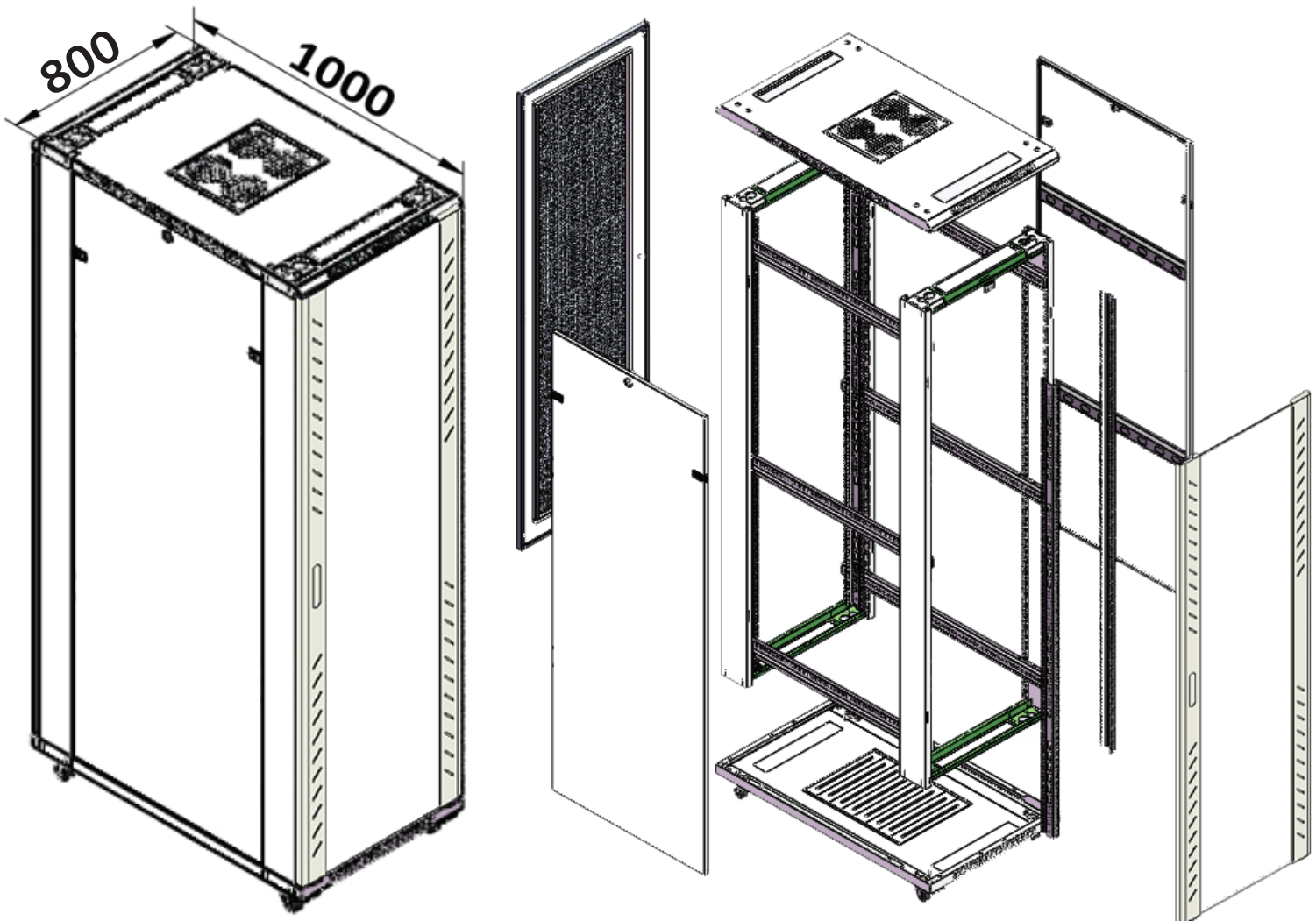



Cable entrance on rear panel



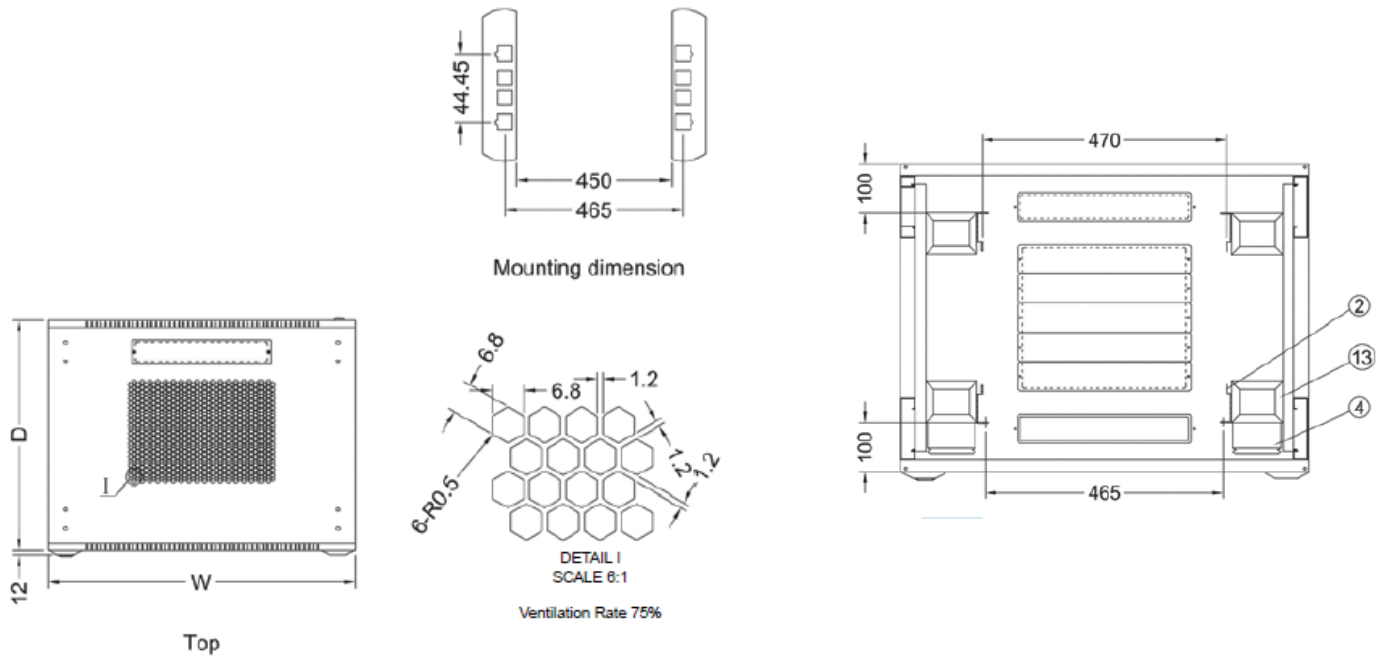
Ground wire optional panel

Exploded view of floor cabinet





Main dimension



Main parts

S/N	Specification	Quantity	Unit	Material	Surface Finish	Remark
1	Frame	2	Piece	SPCC cold rolled steel t1.0	Powder coated	
2	Side panel	2	Piece	SPCC cold rolled steel t1.0	Powder coated	
3	Top cover	1	Piece	SPCC cold rolled steel t1.2	Powder coated	
4	Bottom panel	1	Piece	SPCC cold rolled steel t1.2	Powder coated	
5	Mounting profile	4	Piece	SPCC cold rolled steel t2.0	Zinc plated	
6	Mounting rail	4/6	Piece	SPCC cold rolled steel t1.2	Powder coated	
7	Front door	1	Piece	5MM toughened glass door/SPCC t1.2	Powder coated	
8	Back door	1	Piece	Single open mesh vented door t1.2	Powder coated	
9	Castors	4	Piece	2pcs with brake		
10	Leveling feet	4	Piece			
11	Lock	2	Piece	Front handle lock, rear round lock		with 2 keys
12	M6 Square nut	30	Piece	Stainless Steel	Color Zinc	
13	M6 B-head screw	30	Piece	Stainless Steel	Color Zinc	
14	Allen wrench	1	Piece	Stainless Steel	Color Zinc	